





Mobility for medical students within and beyond Erasmus+

Karin Frydenlund Malmö University



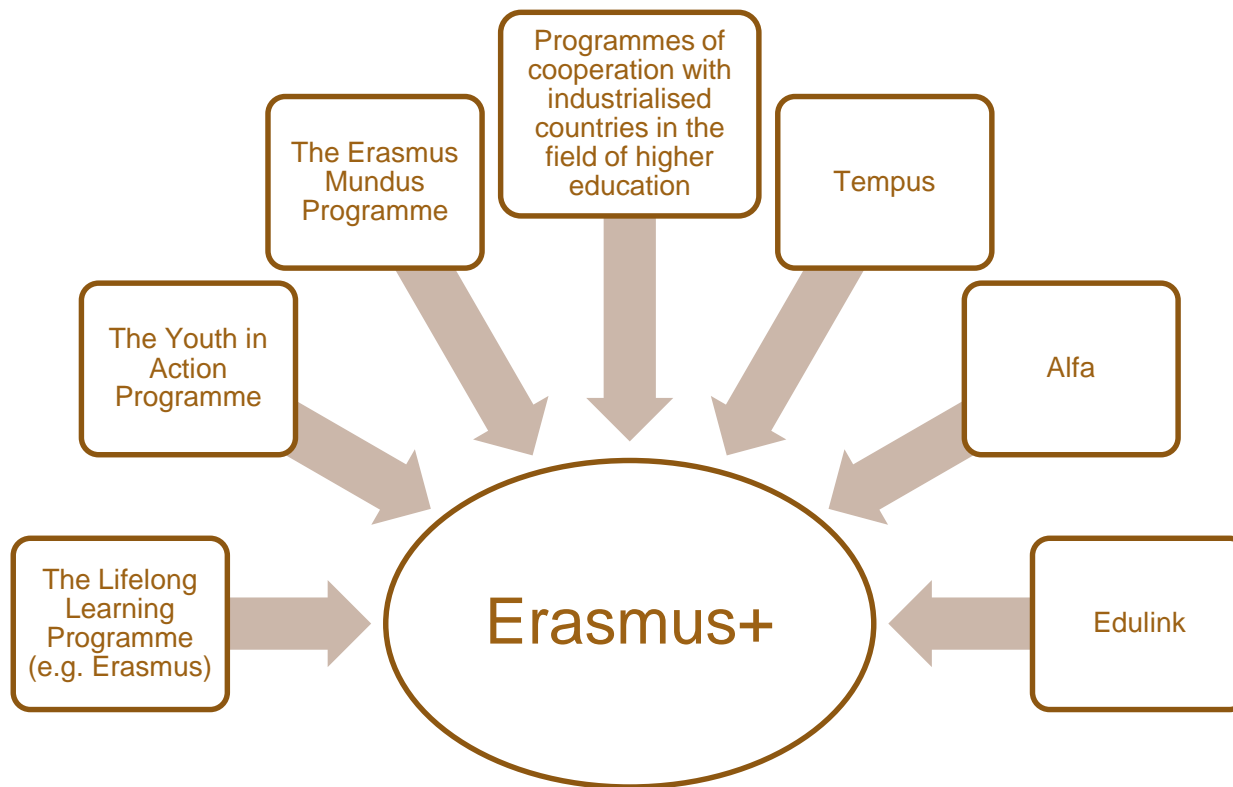
Is the international experience
important for our medical
students?

Erasmus+ a driving force for internationalisation and mobility amongst European universities



ERASMUS+ 2014-2020

25 Years Of History: In New Packaging



Erasmus+

- Funding for programmes, projects & scholarships
- Fosters EU-EU & EU-international cooperation
- Strengthen the connection between the programme and EU's political educational goals
- Visualise and strengthen the benefits of European collaboration
- Enhance the effect on individual, organisational and system level

ERASMUS+

Key Actions



Countries involved



- *Programme countries:* All EU members and Iceland, Turkey, Macedonia, Liechtenstein och Norway.
- *Partner countries:* Countries in other parts of the world can attend parts of the Erasmus + programme. Different oportunities for different regions.

Key Action 1: Learning Mobility



- Credit mobility
- Joint Master Degree

Erasmus +

Credit mobility in brief

- Short-term studies abroad that count to a degree back home
- Mobility for Bachelor, Master and Doctoral students – and for staff
 - » International opening of Erasmus - International strand to fund 135,000 scholarships for mobility with partner countries (2014-2020)

ERASMUS+

Credit Mobility – How does it work

- » Student Mobility (3-12 months, all levels)
- » Staff Mobility (2 days-2 months)
- » Traineeship (2 -12 months, all levels)

- » Bilateral agreements - Particular Erasmus+ agreement template and other “quality instruments”

ERASMUS+

Credit Mobility - Requirements

- Students apply in advance for the scholarship
- Learning agreement
- Student must live in the host country during the period of exchange
- Language test compulsory for studies (for tracking and evaluating language skills and improvement)
- Report in Erasmus Mobility Tool
- Confirmation of Study Period/Traineeship Certificate

Erasmus+ for teaching staff

- Exchange agreement needed
- Seminars, teaching, supervision etc
- Staff exchange administration, shadowing, workshops, study visit, course attendance etc.
- Two days up to two month
- Minimum 8 hours teaching a week for teaching exchange
- A daily grant and a travel grant

Mobility with challenges

-Medical students

- National requirements for degree
- Curriculum different across the globe (*clinical practice mixed with theory, different semesters for training etc ..*)
- Finding equivalent courses
- Differences in health professions (*for example midwifery's responsibilities versus medical doctors.*) Learning outcomes can be jeopardized
- Recognition of studies abroad
- Language barriers in clinical learning environment
 - Lack of attractive placements/courses to incoming students at home university
 - Destination and imbalance in reciprocity

Mobility for Medical students – Impossible or challenges to be overcome?

We need to help medical education to recognise the benefits of an experience abroad not only for the personal growth of the students but also for improving quality in health care

A need to open up mobility windows in the education

Erasmus a good start but very rigid in terms of number of weeks a student need to spend abroad and when.

A need for more dynamic programmes especially designed for professional degrees.

Certificate of International Merits

Introducing more dynamic opportunities for international
an experience



Why a certificate?

- Visualize “all” possibilities to gain international experience (especially at home).
- Introduce students to the possibility to gain intercultural and international experience during the entire education.
- Stimulate the students to take part in international activities rewarded by collecting merits

The Concept

- A chance to collect merits that will lead to a concrete and visible goal
- Provide the students with a possibility to present international experiences and competence to future employers.
- Create additional Key Performance Indicators for international activities

How to make this work?

Endless numbers of study visits, workshops and discussions...



How does it work?

Student must be registered and active

Online registration to gain access to a personal portfolio

Engage in at least **three** different international activities during the study period

Students write a reflection after each activity and store in the portfolio

When completed all activities submit a final written report (preset format) and present at a Global Day (format of own choice)

Activities

Students take part in at **least three activities**

The activities are divided in two categories: **At Home and Abroad**

Must have activities from both categories



Examples of activities @ home

All activities must have an international/global focus

Mentor to a foreign student

Language café

Guest lectures (attend at least three)

Conference/workshop (IFMSA)

Journal clubs

Virtual exchange

International course **as part of study programme**

Activities are provided by

- The faculty
- Central at university
- Programme specific
- Student's own initiative



Examples of activities abroad

Exchange studies

Data collection / thesis work

Summer courses

Conferences/workshops

Visit to partner university as part of a course

...

Activities are provided by

- The faculty
- Central at university
- Programme specific
- Student's own initiative



Reflections and reporting

The certificate is achieved after the completion of three different sets of reflections:

1. Reflections in portfolio (like a diary that only the student see)
2. Reflections in final report (public)
 1. Verbal presentation or poster presentation (to a student audience)

Reflections -student portfolio

- How has the activity contributed to broaden the global perspective in relation to your education?
- In what way has the activity given you an intercultural experience?

Reflections - final report

- How has the participation contributed to broaden the global perspective in relation to your education and future profession?
- How can you apply the experience and knowledge in different intercultural situations within your future profession?

Final presentation and ceremony

Poster, verbal presentation, short film.. own choice..

- Focus on what has been the most interesting during the process of collecting international merits





LUND UNIVERSITY
Faculty of Medicine

CERTIFICATE OF INTERNATIONAL MERITS

is hereby awarded to

Bharti Singh

In recognition of having successfully broadened her worldview and gained an international perspective on her future professional role during her studies in Medicine through the following activities:

Abroad

- Collecting data for Bachelor thesis at Albert Einstein College of Medicine, USA
- IFMSA clinical placement at Hospital Trousseau, Tours, France
- International Medical Experience Course at Institute for Indian Mother and Child, Calcutta, India
- Surgery, Anesthesia and Obstetrics in Low- and Middle-Income Countries Course at University of Zimbabwe, Harare, Zimbabwe

At home

- Responsible for Lund Medical Summer School in spring/summer 2012

On behalf of

FACULTY OF MEDICINE

Professor Cecilia Lundberg
Vice Dean Education & Internationalisation

8 December 2015

Karin Frydenlund
Head International Office



Certificate of International Merits

My home My courses Utbildningar Certificate of International Merits CIM

COURSE COMPLETION STATUS

Status: *In progress*

All criteria below are required:

Required criteria	Status
Activity completion	1 of 8

[More details](#)

WHAT'S UP? - CIM

- Deadline** for uploading reflections, proof of attendance and final report: November 24, 2016
- CIM Ceremony:** December 7, 2016, 5.30 pm - 8 pm, BMC Segerfalkssalen

[What's up? - News from the International Office at the Faculty of Medicine](#)

Certificate of International Merits (CIM)

Your progress



- Forum for discussions
- Enrolment Step 2

Portfolio of merits

The digital portfolio of merits helps you collect your international activities and reflections in one place.

- Portfolio - Instructions
- Instruktioner för meritportföljen
- 1: Reflection - activity at home
- 1: Proof of attendance - activity at home
- 2: Reflection - activity abroad
- 2: Proof of attendance - activity abroad
- 3: Reflection - activity at home or abroad
- 3: Proof of attendance - activity at home or abroad
- 4: Reflection - activity at home or abroad
- 4: Proof of attendance - activity at home or abroad
- 5: Reflection - activity at home or abroad
- 5: Proof of attendance - activity at home or abroad
- 6: Reflection - activity at home or abroad
- 6: Proof of attendance - activity at home or abroad

ENROL IN THE COURSE


If you are a new user:

- Log in to Moodle.
- Select Certificate of International Merits (CIM).
- Enrol by pressing the button "Enrol me". Use enrolment key CIM.
- Select "Enrolment Step 2" and then "Add entry" and fill in your study programme and your expected graduation semester.
- Press "Save and view".
- Return to the CIM main page. You should now be able to see your "Portfolio of Merits" and can start uploading your documents.

If you are transitioning from Luvit you are already enrolled and can go directly to "Enrolment Step 2".

If you want to unenrol from the course please contact your international coordinator.

 6: Reflection - activity at home or abroad

 6: Proof of attendance - activity at home or abroad

Final report and Apply for a Certificate

Once you have completed and uploaded at least 3 different international activities, it is time to notify the International Office that you are ready to present your international experiences. In order to earn the Certificate you need to complete a Final report and present your experiences to the Faculty and fellow students. Students are given the opportunity to present their experiences in the CIM ceremony, thereby earning their Certificate, once every semester in May during the spring semester and in December during the autumn semester.

 Instructions - Final report and CIM Diploma Supplement

 Instruktioner – Slutrapport och CIM Diploma Supplement

 Sign-up for next CIM Ceremony

 Summary of activities

 Final report

Not available unless:

- The activity 1: **Proof of attendance - activity at home** is marked complete
- The activity 2: **Proof of attendance - activity abroad** is marked complete
- The activity 3: **Proof of attendance - activity at home or abroad** is marked complete

 Presentation CIM Ceremony

Utbildning

- Biomedicin
- Läkarprogrammet
- Omvårdnadsutbildning

Stöd och support

- Studentsupport
- Personalsupport

Övrigt

- Bibliotek och IKT
- Medicinska fakulteten
- Lunds universitet
- Studentmail
- Personmail



CIM Inspiration - Final reports

My home ▶ My courses ▶ Utbildningar ▶ Certificate of International Merits ▶ CIM Inspiration - Final reports ▶ CIM Inspiration - Final reports ▶ Final reports ▶ View list

Blocks editing on

CIM STUDENTS 2015



Final reports

Search for CIM final reports based on programme of studies, CIM graduation semester and or name of student.

Login in as a LU student/teacher to be able to search.

View list View single Search Add entry Export Templates Fields Presets

Page: 1 2 (Next)

Final report (pdf file):  [Bharti Singh.pdf](#)

Programme: Medicine

CIM graduation semester: Autumn 2015



Final report (pdf file):  [Stéphanie Lameri.pdf](#)

Programme: Medicine

CIM graduation semester: Autumn 2015



Final report (pdf file):  [Sten Wilhelmson.pdf](#)

Programme: Medicine

CIM graduation semester: Spring 2015



Final report (pdf file):  [Martin Johansson.pdf](#)

Programme: Medicine

CIM graduation semester: Spring 2015



Final report (pdf file):  [Lovisa Moberg.pdf](#)

Programme: Nursing - bachelor

CIM graduation semester: Spring 2015



Next step

- Nordplus application
- Involve more institutions across Europe
- A start of a new “international experience programme”..?

More information on Erasmus+

http://ec.europa.eu/programmes/erasmus-plus/index_en.htm

Information on Erasmus+ funding opportunities

http://eacea.ec.europa.eu/erasmus-plus/funding_en

Facebook

EUErasmusPlusProgramme

Twitter

#EUErasmusPlus



Thank you for listening!

Karin.frydenlund@mah.se

